

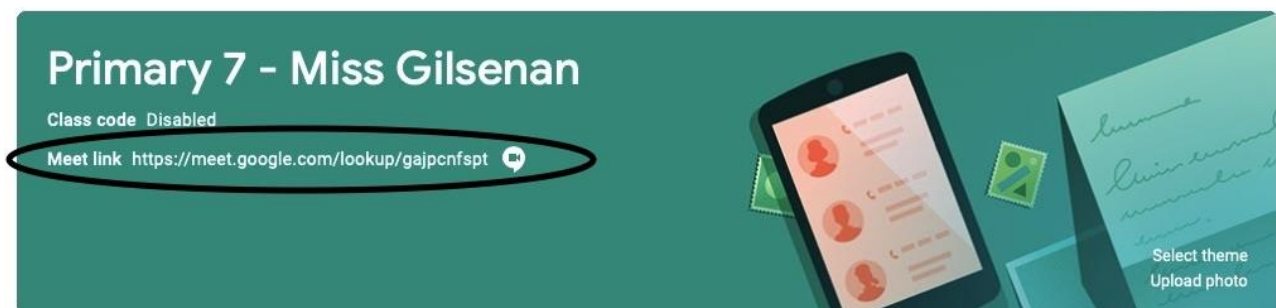
Accessing Google Meet from Home

Google Meet is a video-communication service provided by Google. It is a fantastic tool that we will be using if your child's class has been asked to isolate and work from home.

There are two easy ways to access Google Meet from home.

1. On a computer or lap-top:

- You can access Google Meet through your child's Google Classroom account. Log-in to Google Classroom the way your child has been used to.
- In the coloured box at the top of the screen, you will see the 'Meet Link'. When you click this link, you will be taken into your child's classroom meeting.



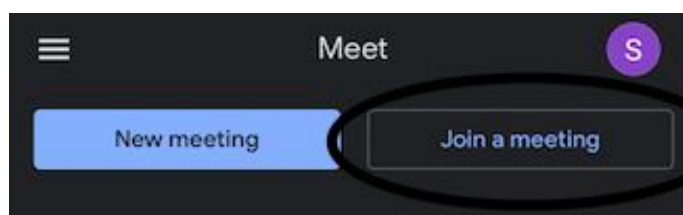
Please Note: This link will only be available 15 minutes before your child's meeting. Until then, the link will not be visible.

2. On a tablet/ smart phone:

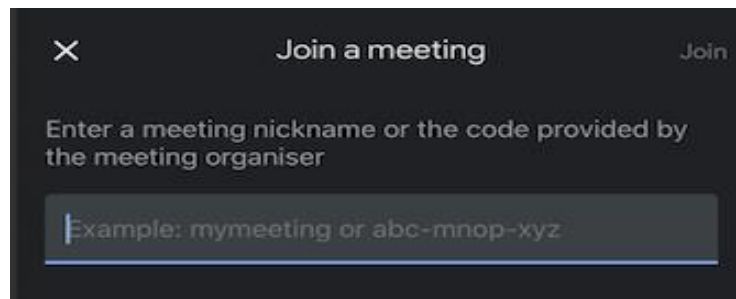
- To access Google Meet from a tablet or smart phone, you will need to download the free 'Google Meet' app. The app icon should look like this:



- You should then click: 'Join a Meeting'.



- Your child's teacher will post a 'meeting nickname' or 'class code' into the Google Classroom stream 15 minutes before the meeting starts. Once you type this code in, you will have access to the classroom meeting.



Protocol regarding Google Meet

- Sessions must not be recorded
- Only pupils within the teaching group may join
- Pupils will behave in a manner that would be expected in a normal classroom environment
- This platform will only be used within normal class times. 9am to 3pm
- Pupils will mute microphone until instructed by the teacher to allow turn taking
- Cameras must be on at all times for the duration of the meeting.